

## [How to use our service using a Mac](#)

Click on the individual options below or scroll through the whole document for full instructions.

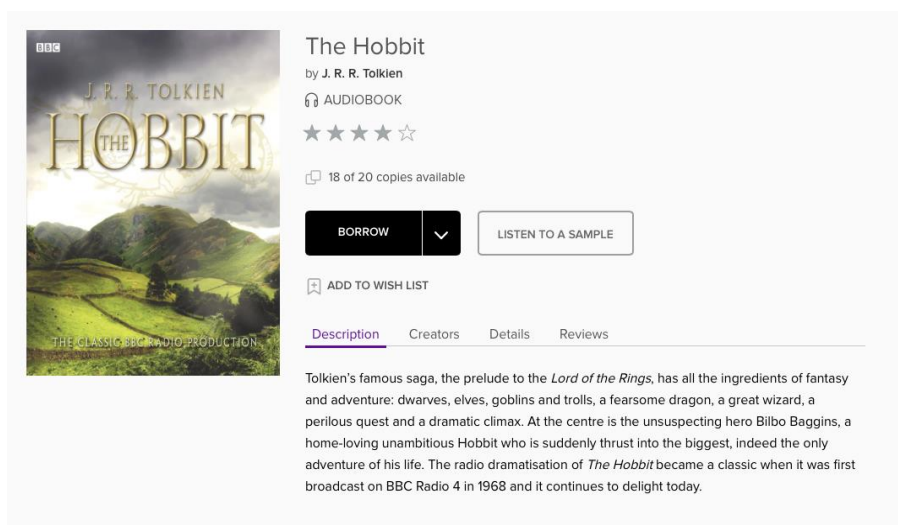
### [How to activate your account and borrow books](#)

### [How to stream titles over a wifi connection](#)

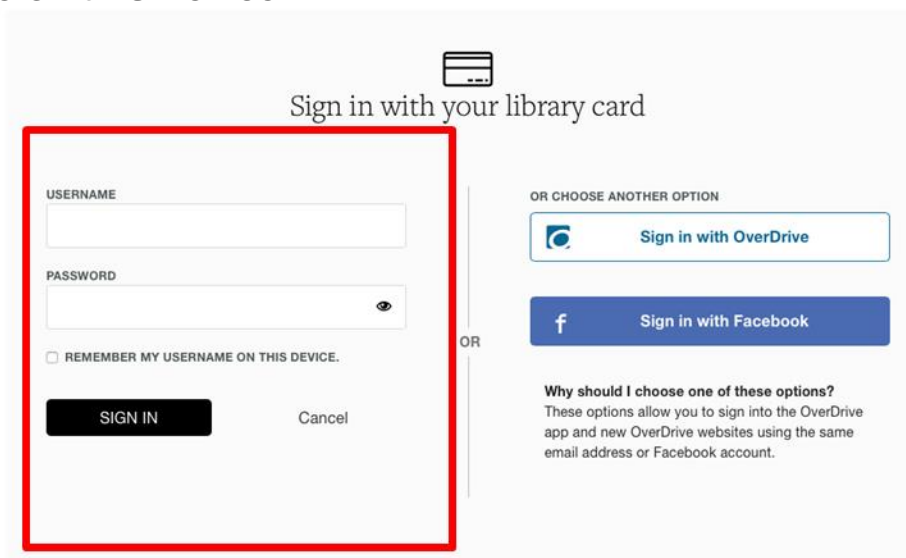
### [How to download and transfer a book to a portable device](#)

## How to activate your account and borrow books

1. If you have not done so already, make sure to first login to our homepage at [www.listening-books.org.uk](http://www.listening-books.org.uk) to validate and change the password to one of your choosing.
2. Now that you have validated and changed your password, go to <http://listening-books.overdrive.com>
3. To find an audiobook to borrow, use the **Collections** or **Subject** drop down, or type an author's name or book title into the search bar at the top of the page. If you would like to view more information about the title, click on its picture. Then click **Borrow** next to the title.



4. You will then be prompted to sign in. Sign in with your username and password in the boxes indicated in red in the picture below. If you would like Overdrive to remember your username click **Remember My Username on this Device**.



The screenshot shows the sign-in page for OverDrive. At the top, there is a library card icon and the text 'Sign in with your library card'. Below this is a form with two input fields: 'USERNAME' and 'PASSWORD'. The 'PASSWORD' field has an eye icon to toggle visibility. Below the fields is a checkbox labeled 'REMEMBER MY USERNAME ON THIS DEVICE.' and a black 'SIGN IN' button. To the right of the form is a vertical line with 'OR' on either side. To the right of the line, there is a section titled 'OR CHOOSE ANOTHER OPTION' with two buttons: 'Sign in with OverDrive' and 'Sign in with Facebook'. Below these buttons is a section titled 'Why should I choose one of these options?' with the text: 'These options allow you to sign into the OverDrive app and new OverDrive websites using the same email address or Facebook account.'

5. Once you have signed in, the title will be checked out. To view all of the audiobooks you have checked out, click the black information box at the top of the page called **See options for the title on your Loans page**.

This title is now checked out to you until Monday, February 13, 2017. See options for the title on your **Loans page**.



Or click **Go to Loans** next to the title.



**The Hobbit**  
by J. R. R. Tolkien  
AUDIOBOOK  
★★★★☆  
18 of 20 copies available

[GO TO LOANS](#) [LISTEN TO A SAMPLE](#)

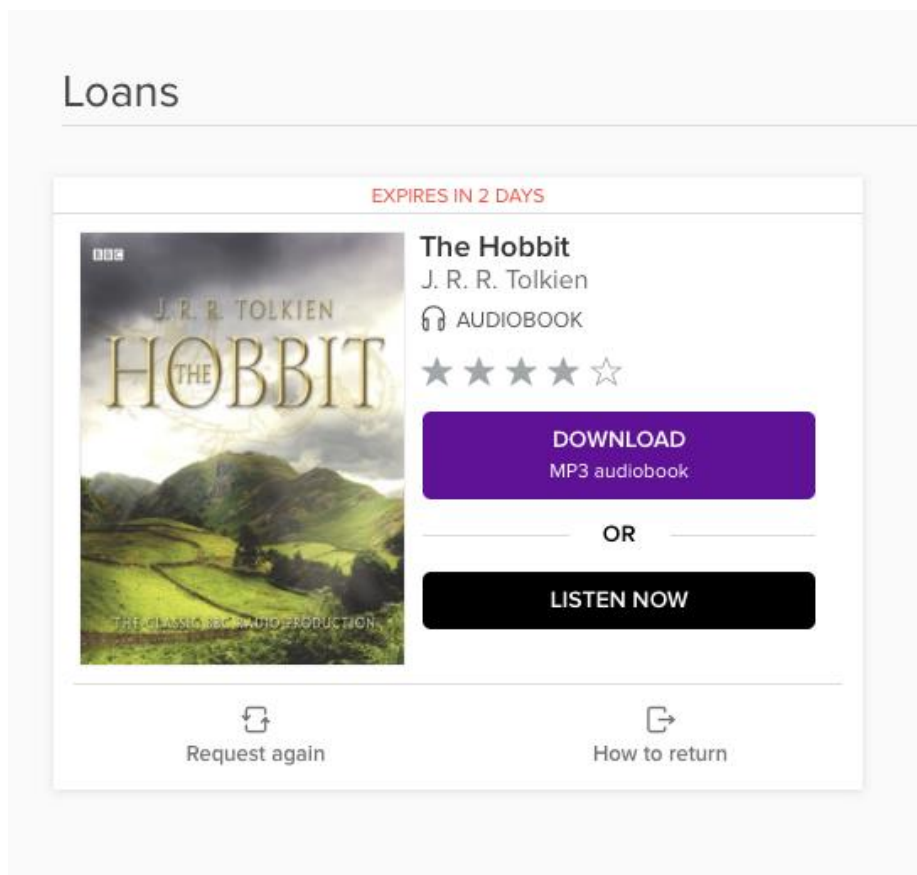
[ADD TO WISH LIST](#)

[Description](#) [Creators](#) [Details](#) [Reviews](#)

Tolkien's famous saga, the prelude to the *Lord of the Rings*, has all the ingredients of fantasy and adventure: dwarves, elves, goblins and trolls, a fearsome dragon, a great wizard, a perilous quest and a dramatic climax. At the centre is the unsuspecting hero Bilbo Baggins, a home-loving unambitious Hobbit who is suddenly thrust into the biggest, indeed the only adventure of his life. The radio dramatisation of *The Hobbit* became a classic when it was first broadcast on BBC Radio 4 in 1968 and it continues to delight today.

## How to Stream Titles over a Wifi Connection

1. On your Loans page, you can choose to either download or stream the title. Please be aware that to download a title, you will need to have the Overdrive Media Console installed. [Click here](#) to go to instructions for how to download this.
2. If you would like to stream the title, you will need an active internet connection. On your loans page, click **Listen Now** next to the title to start the audiobook.



3. Streaming will open a new page to play your audiobook. A pop-up will appear to demonstrate the functions available to you while streaming. Once you have finished listening, click the pause button to keep your place.



4. Once you have finished listening to the book, close the window. Or to go back to your Loans page, click your browser's back button.

## Downloading and transferring a book to a portable device

If you wish to download and transfer the title to a mobile device, such as an iPod or mp3 player, you will need to install a piece of software onto your computer called the **OverDrive Media Console**. You will also be able to listen to the books you have downloaded through this media player. (You can download directly onto your device, if it is internet enabled, using the app – please see separate instructions).

1. To get started, go to <http://app.overdrive.com/>. Scroll down to the bottom of the page and click on this symbol to start the download:



2. Open the 'ODMedia Console Setup.dmg' file once the download is complete. You will find this in your 'downloads' folder. Double click to open and then double click on the OverDrive Mac installer.

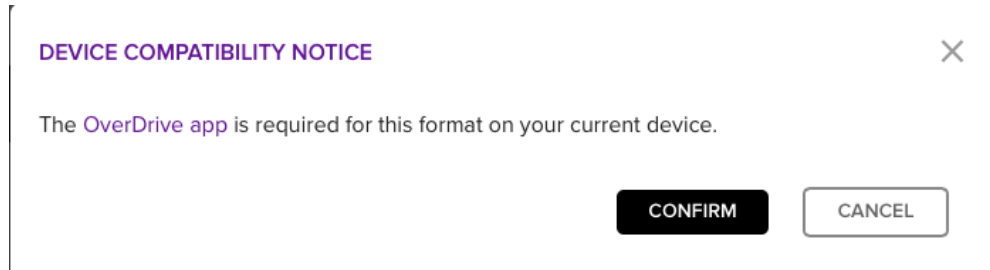


3. Follow the prompts in the setup wizard to complete the installation.
4. Once the download is complete and you have pressed **close**, you can find the Overdrive Media Console by clicking **Go** in the top menu bar and then clicking **Applications** from the drop down menu. In the folder, there should be an icon like this:



OverDrive Media  
Console

5. This is where all your downloaded books will be stored and where you can listen and transfer titles to a portable device.
6. Go back to the Listening Books download page. Once you have chosen a title, press **Download**. When the pop-up appears click **Confirm**.



7. The title will then appear in your Downloads Folder. You can find this by clicking **Go** in the top menu bar and then clicking **Downloads** from the drop down menu, or clicking on the recent downloads on the right of the dock at the bottom of the screen, which is next to the trash icon. Double click on the book title to open it in the Overdrive Media Console.
8. Click 'OK' on the pop-up to save the title in the default folder.
9. Once the title has downloaded, you can listen to it without an internet connection.

## Further Information

The default lending period for all titles is 14 days, after which you will be prompted to delete the audiobook from your device. You can change the lending period to 7 or 21 days if you prefer. Simply go to [The Overdrive Website](#), click **My Account** on the top right-hand corner and then click **Settings** from the drop-down menu

If you need help using the Listening Books service, please contact the library on 0207 234 0522 or email [library@listening-books.org.uk](mailto:library@listening-books.org.uk).