

How to borrow titles using an iOS device (iPhone/iPad/iPod touch)

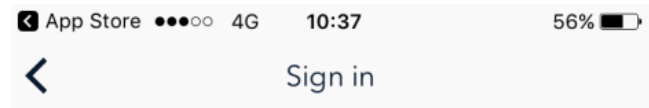
You can use the OverDrive app to borrow and enjoy audiobooks from Listening Books on your iOS device. It is a free application which will allow you to listen to titles on-the-go. Follow the steps below to get started.

1. If you have not done so already, make sure to first login to the Listening Books homepage at www.listening-books.org.uk to validate and change the password to one of your choosing.

2. Next, download the OverDrive app  from the Apple Store onto your iOS device.

3. Once downloaded, open the app and tap on **Already have an account? Sign In** and then tap **Sign In Using Your Library Card**.

4. You will be taken through to **Find Your Library**. Once here search for **Listening Books** by typing it in the search bar.



5. The Listening Books name will appear. Tap on it and you will be asked to sign in with your username and password. Use the username and password you changed at the Listening Books website in Step 1.

Finish setting up

Once you're done, you can use this library card information to sign into overdrive.com, your library's OverDrive website, and the OverDrive app.

As part of this final step, you can also optionally provide your name and email address, and you can sign up to receive title recommendations from OverDrive.

Are you 13 or older?


OverDrive doesn't collect or store names and email addresses for users under 13 years old.

Yes No


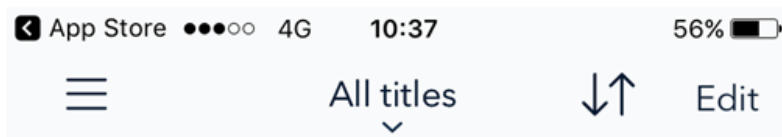
By clicking "Sign up now," you agree to OverDrive's [terms and conditions](#).

Sign up

6. The Overdrive website will prompt you to finish setting up. On this page, it will ask you if you are over 13 or not. If you are, tap **Yes** and if not tap **No**. You do not have to enter your name and email. Then click **Sign Up**.



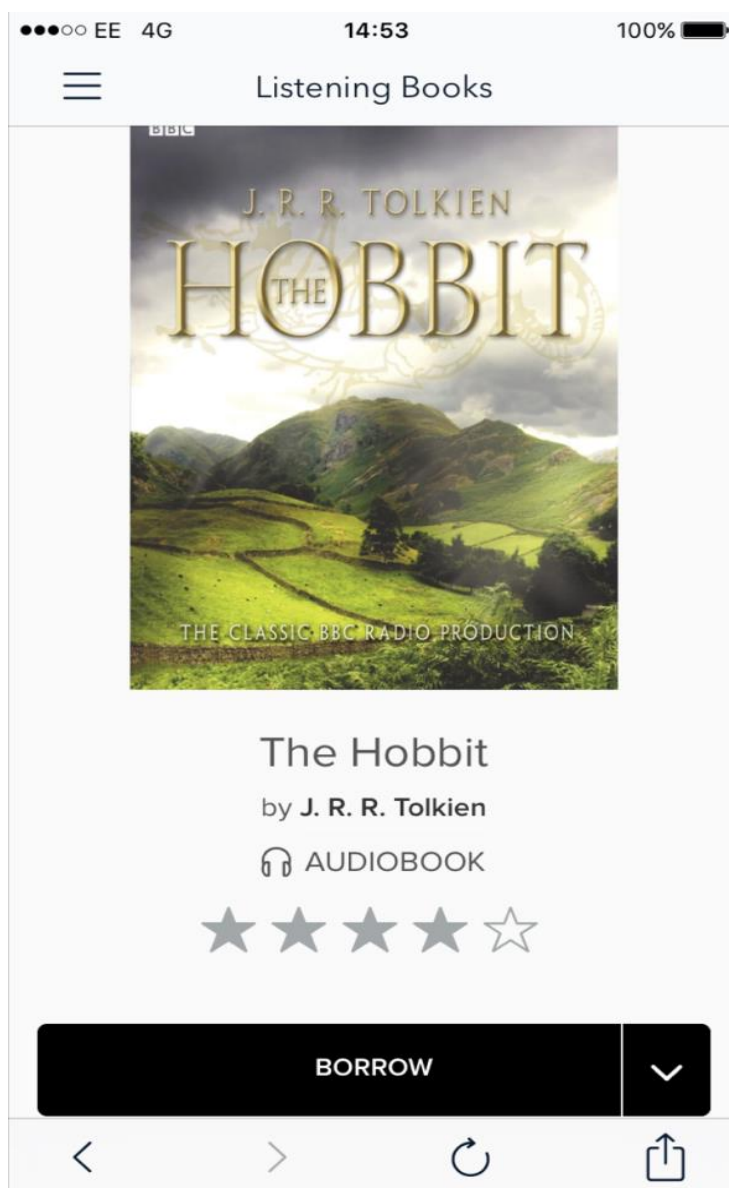
7. On the next page, tap **Add a Library**. Search for 'Listening Books' in the search bar and tap on the Listening Books name to add our library to the app.



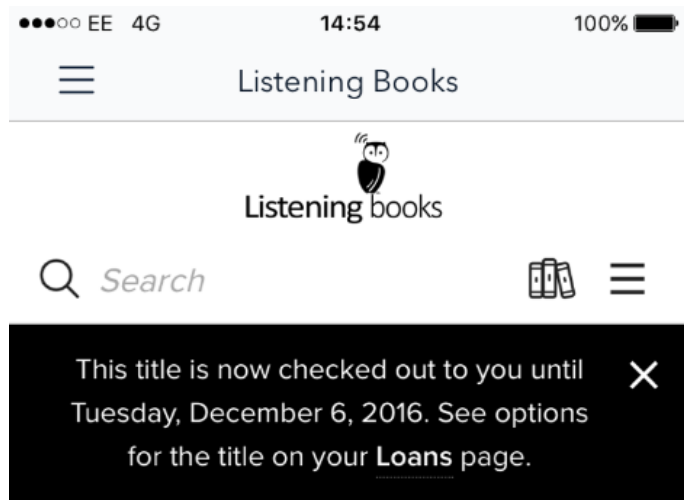
8. Tap on **Add a title** to begin browsing the catalogue.

9. Once you have found a title you like, tap on the picture of the book. Once it has loaded, tap on **Borrow**.

10. **Sign In** to your Listening Books account. These are the same details as you used to sign in in step 5. If you would like the app to remember your username, click the checkbox underneath marked **Remember My Username on this Device**.



11. Your title will then be added to your loans. To find it, either tap on the black information bar at the top of the screen that says **See options for the title on your Loans page** or tap on the books icon in the top right hand corner. All of the books you have checked out will appear here.



12. Once here, you have the option to either download the title to your device or to listen to the book immediately. To listen to the title straight away instead, tap on **Listen Now** and the title will load and play through your device's internet browser. OverDrive Listen is a streaming audiobook player, so you'll need an active internet connection to use it. If you'd like to listen to audiobooks without an internet connection, you must download it to your device.

You can pause the book at any time by clicking the pause button.

To return to the Overdrive app, click your Apple device's circular home button and tap on the Overdrive app icon.

If you have streamed the title using your internet connection, you return your book by going back to your loans page and clicking return underneath the book.

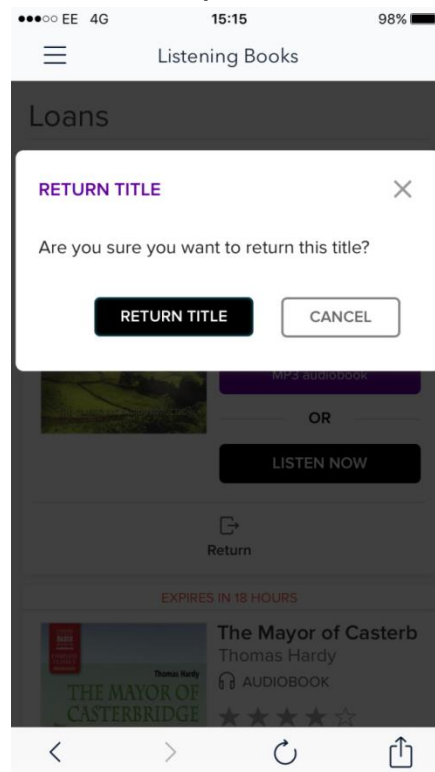
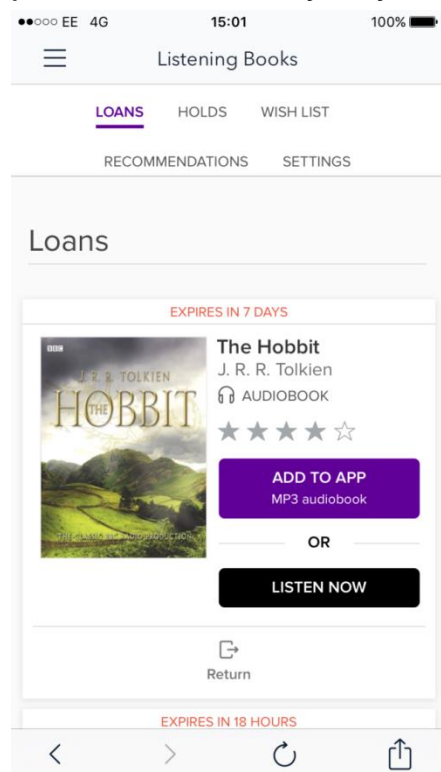
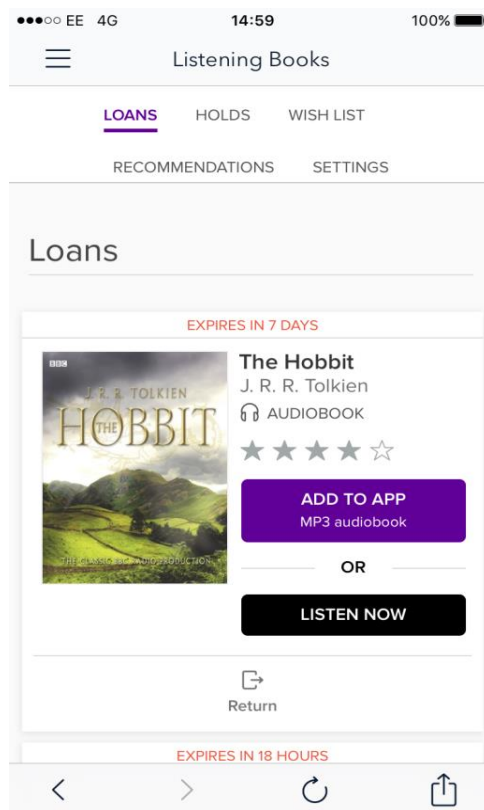


13. To download the title so you can listen later, even without an internet connection, tap on **Add to app** and the title will download to your device.

To access your download, click on the three lines in the top left-hand corner of the screen. Once the pop up menu appears on the left hand side, tap on **Bookshelf**. Your downloaded titles will appear here. To listen to them, just tap on the picture.

14. All digital titles are automatically returned to the library at the end of the lending period. If you like, you can return a title early by following the instructions below. The process will be slightly different depending on whether you have listened to the title via OverDrive Listen, or downloaded it to your device.

15. To return your title that you have **downloaded** before the end of the lending period, go to your Bookshelf. Once there, hold your finger on the picture of the title you you would like to return and tap **Return to Library**.



Further Information

If you need help using the Listening Books service, please contact the library on 0207 234 0522 or email library@listening-books.org.uk